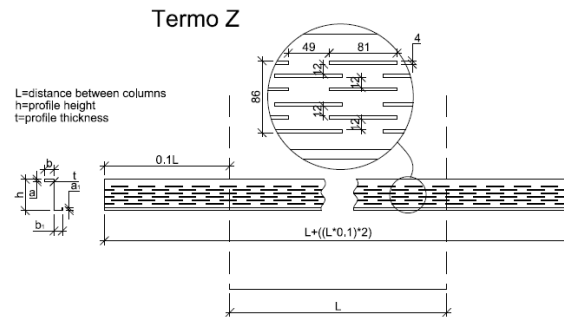
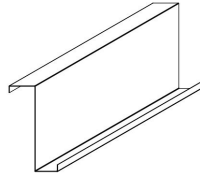
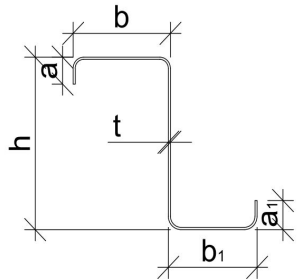


PROFILE PLANT TECHNICAL SPECIFICATION

	line	thickness mm	width mm	length max	weight max t
	slitting line <ul style="list-style-type: none"> • steel coil slitting 	0,3 - 3	95 - 1500	coil	12
	punching line <ul style="list-style-type: none"> • mounting holes D10;D14;D16;D18;D14x20 • termo profiles (6-8 rows) 	0,3 - 3	100 – 620	coil	8
	bending line	0,3 - 6	1481	Till 12,20m	
	guillotine	0,3 - 6		till 3m	



Z PROFILE STANDARD PARAMETERS

Profile	t	h	a;a1	b	b1
	mm	mm	mm	mm	mm
Z50/07	0,7	50	12	46	40
Z50/10	1	50	12	46	40
Z50/12	1,2	50	12	46	40
Z50/15	1,5	50	12	46	40
Z50/20	2	50	15	46	40
Z75/07	0,7	75	12	46	40
Z75/10	1	75	12	46	40
Z75/12	1,2	75	12	46	40
Z75/15	1,5	75	12	46	40
Z75/20	2	75	15	46	40
Z100/07	0,7	100	12	46	40
Z100/10	1	100	12	46	40
Z100/12	1,2	100	12	46	40
Z100/15	1,5	100	12	46	40

Z100/20	2	100	15	46	40
Z100/25	2,5	100	22	46	40
120/07	0,7	120	12	46	40
Z120/10	1	120	12	46	40
Z120/12	1,2	120	12	46	40
Z120/15	1,5	120	12	46	40
Z120/20	2	120	15	46	40
Z120/25	2,5	120	22	46	40
Z150/07	0,7	150	12	46	40
Z150/10	1	150	12	46	40
Z150/12	1,2	150	12	46	40
Z150/15	1,5	150	12	46	40
Z150/20	2	150	15	46	40
Z150/25	2,5	150	22	46	40
Z200_1/07	0,7	200	12	46	40
Z200_1/10	1	200	12	46	40
Z200_1/12	1,2	200	12	46	40
Z200_1/15	1,5	200	12	46	40
Z200_1/20	2	200	15	46	40
Z200_1/25	2,5	200	22	46	40
Z200_1/30	3	200	28	47	39
Z200_2/07	0,7	200	20	70	60
Z200_2/10	1	200	20	70	60
Z200_2/12	1,2	200	20	70	60
Z200_2/15	1,5	200	20	70	60
Z200_2/20	2	200	20	70	60
Z200_2/25	2,5	200	22	70	60
Z200_2/30	3	200	28	70	60

Z250/10	1	250	20	70	60
Z250/12	1,2	250	20	70	60
Z250/15	1,5	250	20	70	60
Z250/20	2	250	20	70	60
Z250/25	2,5	250	22	70	60
Z250/30	3	250	28	70	60
Z300/10	1	300	25	70	60
Z300/12	1,2	300	25	70	60
Z300/15	1,5	300	25	70	60
Z300/20	2	300	25	70	60
Z300/25	2,5	300	25	70	60
Z300/30	3	300	28	70	60
Z350/10	1	350	30	70	80
Z350/12	1,2	350	30	70	80
Z350/15	1,5	350	30	70	80
Z350/20	2	350	30	70	80
Z350/25	2,5	350	30	70	80
Z350/30	3	350	30	70	80